

1 Check the proper RJ-11, RJ-45, or DB to DB adapter specifications below.



6-position 4-contact (RJ-11)

RJ-11 to DB Adapter Specs (4- or 6-Wire)



6-position 6-contact (RJ-12)

RJ-12 to DB Adapter Specs (6-Wire)



8-position 8-contact (RJ-45)

RJ-45 to DB Adapter Specs (8-Wire)



DB to DB Adapter Specs

2 Specify gender, connector type, and any special instructions for each end of the adapter.

Adapter End
A

Gender: M F

Connector Type: (Circle one)

1. DB9
2. DB15
3. DB25
4. 15-pin high-density (HD15)
5. RJ-11 4-or 6-wire
6. RJ-12 6-wire
7. RJ-45 8-wire, shielded
8. DEC™ MMJ

NOTE: Adapters not available in the following combinations: DB15/DB9, DB15/DB25, DB15/HD15, and DB15/MMJ.

Special Instructions: (Circle options)

1. Thumbscrews
2. Screw locks: M or F
3. Jumpers (see Step 4)
4. Other—please attach specs

Adapter End
B

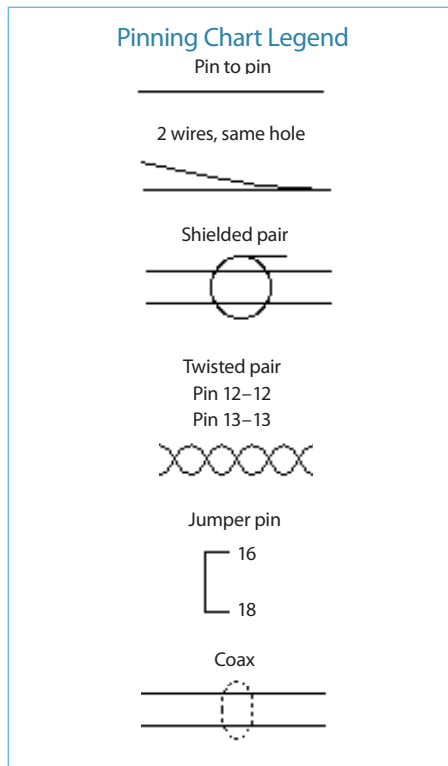
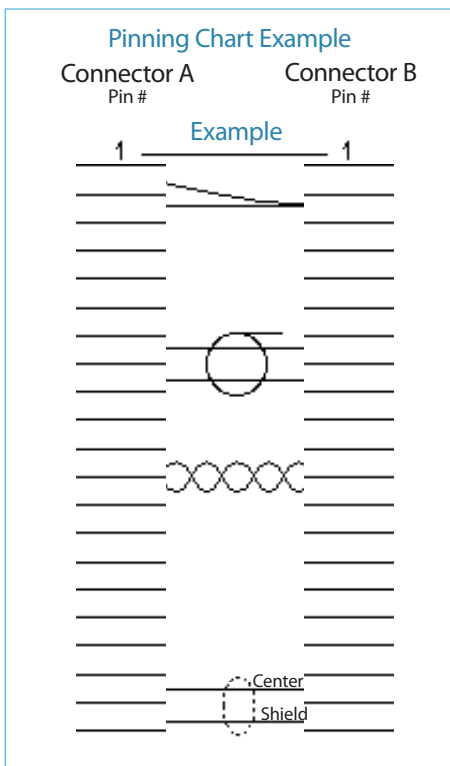
Gender: M F

Connector Type: (Circle one)

1. DB9
2. DB15
3. DB25
4. 15-pin high-density (HD15)
5. RJ-11 4-or 6-wire
6. RJ-12 6-wire
7. RJ-45 8-wire, shielded
8. DEC™ MMJ

Special Instructions: (Circle options)

1. Thumbscrews
2. Screw locks: M or F
3. Jumpers (see Step 4)
4. Labels (indicate location): _____
5. Other—please attach specs

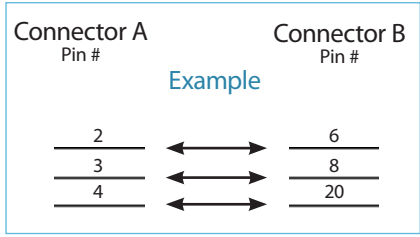


3 Pinning

(See Pinning Chart Example page 1)

Connector A Pin #	Connector B Pin #
_____	_____
_____	_____
_____	_____
_____	_____
_____	_____
_____	_____
_____	_____
_____	_____
_____	_____
_____	_____
_____	_____
_____	_____
_____	_____
_____	_____
_____	_____
_____	_____
_____	_____
_____	_____
_____	_____
_____	_____
_____	_____
_____	_____
_____	_____
_____	_____
_____	_____
_____	_____
_____	_____
_____	_____
_____	_____
_____	_____
_____	_____
_____	_____
_____	_____
_____	_____
_____	_____
_____	_____
_____	_____
_____	_____
_____	_____
_____	_____
_____	_____
_____	_____
_____	_____
_____	_____
_____	_____
_____	_____
_____	_____
_____	_____

4 Indicate jumpers on the Pinning Diagram above: Use the jumper symbol as shown below.



Need help? Call our FREE Tech Support.
+31 (0) 30 2 41 77 99

5 easy ways to contact Black Box!

- | | |
|------------------------------------|-------------------------------------|
| 1. Phone: +31 (0) 30 2 41 77 99 | 5. Mail: Black Box Network Services |
| 2. On-line: www.blackbox.nl | Zonnebaan 39 |
| 3. E-mail: techsupport@blackbox.nl | 3542 EB Utrecht |
| 4. Fax: +31 (0) 30 2 41 47 46 | |

Part number: _____	Name: _____
Contact number: _____	Title: _____
Quote number: _____	Company: _____
Order number: _____	Address or P.O. Box: _____
Comments: _____	_____
_____	City: _____
_____	State: _____ Zip: _____
_____	Telephone: () _____
_____	Fax: () _____
_____	E-mail: _____

24-Hour Response!

Thank you!

© Copyright 2011. Black Box Corporation. All rights reserved. Printed in U.S.A. Black Box® and the Double Diamond logo are registered trademarks of BB Technologies, Inc. Any third-party trademarks appearing in this brochure are acknowledged to be the property of their respective owners.